



Keeler Catalogue

All Keeler products are designed to offer the ultimate in professional performance.

They are the result of the constant pursuit of perfection, combining the aesthetic and ergonomic.

Keeler



Keeler - almost a Century of innovation

When you buy a Keeler instrument – What are you buying? Almost a century of experience in optics! Keeler has been manufacturing ophthalmic instruments since 1917. We continue to lead the market with our innovative instruments. This has been achieved through our continuous program of customer involvement in the design process to ensure our instruments meet the rigorous demands of daily practice.



UK manufacturer

We still manufacture and assemble our instruments in the UK. Combining optical precision, high quality illumination, ergonomic design and lightweight, durable materials to provide you with the best possible choice of equipment.

Reliability

To confirm our commitment to quality, Keeler manufactured devices carry up to three years warranty; please see our website or individual user instructions for full details.

Service

Keeler Technical Services will carry out repairs and routine maintenance to your equipment on your premises or in our workshop in Windsor – whichever is more appropriate.


Contents

Indirect Ophthalmoscopes	<i>Page</i>	Cryomatic	<i>Page</i>	Surgical Loupes	<i>Page</i>
Introduction.....	4-5	Introduction.....	22-23	Introduction.....	44-45
Vantage Plus Digital.....	6-7	Cryomatic Console and Accessories.....	24	Mini and Standard Loupes.....	46
Vantage Plus LED Convertible.....	8-9	Cryomatic Probes.....	25	Hi-Res Loupes and Keeler Sport Frames.....	47
All Pupil II.....	10			Prismatic Loupes.....	48
Spectra Iris.....	11	Tonometers		Keeler Loupe Light.....	49
Wireless Power Supplies.....	12	Introduction.....	26-27		
Wired Power Supplies.....	13	Pulsair Desktop.....	28-29	Low Vision Aids and Assessment Sets	
		intelliPuff.....	30-31	Introduction.....	50-51
Direct Ophthalmoscopes		KAT®.....	32-33	Near Vision Range of Magnifiers.....	52-53
Introduction.....	14-15			Intermediate and Distance Telescopes.....	54-55
Specialist.....	16	Slit Lamps, Keratometer and Practice Room Furniture		Advanced and Basic Assessment Sets.....	56
Professional.....	17	Introduction.....	34-35	Redifit Assessment Set and Tool Kit.....	57
Professional Combi Retinoscope.....	18	PSL Portable Slit Lamps.....	36-38		
Ophthalmoscope/Retinoscope Sets and Wall Units.....	19	Desk Top Slit Lamps.....	39	Bulbs.....	58-59
Accessories.....	20	SL-40D Digital Slit Lamp.....	40		
Chargers and Upgrade Kits.....	21	Zeiss type System and Javal Keratometer.....	41	Contact Details.....	60
		Gas Lift Stool and Tables.....	42		
		Tables with Tops.....	43		



Indirect Ophthalmoscopes

Keeler are the No.1 supplier of Indirect Ophthalmoscopes in the UK



Since the launch of the Keeler Fison Indirect Ophthalmoscope in 1957, Keeler has established its reputation for providing the most durable and reliable Indirect Ophthalmoscopes available today. The introduction of wireless technology, bright, white, LED illumination and our new ground breaking Vantage Plus Digital, designed to capture still or dynamic images on your PC, are just some of our latest innovations. Read on to find out more.

New Vantage Plus Digital Ophthalmoscope

As the world leader in binocular indirect technology we lead the way again with the first digital binocular indirect system. Not old analog video but true digital imaging.

New LED exclusively on Vantage Plus, Spectra Plus and now All Pupil II

The LED cooler colour provides a brighter, whiter illumination providing greater detail, allowing you to find retinal pathology that is not visible with Xenon illumination.

Comfort and balance

Lightweight materials with soft cushioning and a non slip contoured shaped headband maximise comfort and balance, particularly important during long examinations.

Clear, sharp images – enclosed KeeView Optics™

Our optics are specially coated and individually laser aligned to provide the sharpest, clearest images every time.







Adjustable brilliant illumination

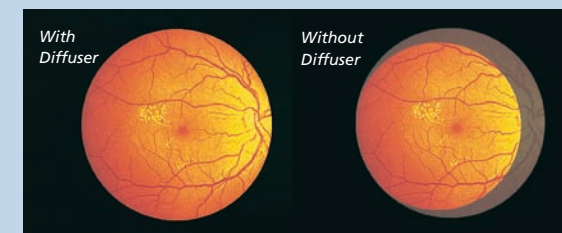
Why have all of the controls on the wall when the instrument is on your head? On the All Pupil II and Vantage Plus the illumination rheostat is located on the headband providing easily accessible fully controllable light. Keeler indirects have the brightest illumination that can be turned down to as low as 2% of maximum if required.

Wide angle diffuser

The Keeler wide angle diffuser eliminates shadows on the edge of the condensing lens expanding the field of view significantly, particularly useful during difficult and peripheral examinations. There is also less discomfort for the patient because the light is softer.

Apertures and filters

-  **Red Free** - This filter is used to examine blood vessels in fine detail. By filtering out the red light, blood vessels are silhouetted black against a green background.
-  **Cobalt Blue** - This filter is used with fluorescein dye for angiography.
-  **Large Aperture** - Ideal when examining fully dilated pupils.
-  **Intermediate** - Ideal for children and sensitive patients.
-  **Small Aperture** - Ideal for undilated pupils.
-  **Diffuser**





Vantage Plus Digital

As the world leader in binocular indirect technology we lead the way again with the first digital binocular indirect system. Not old analog video but true digital imaging. Utilise the Vantage Plus Digital Wireless in your office, operating room, and teaching facility or anywhere you want to capture digital images.

Keeler Software

The intuitive, easy to use, Keeler Software allows you to use your PC to provide still or dynamic images, which aid in the documentation and diagnosis of your patient.

Compatible with Windows 7 and Windows XP.

Increase your practice profile

Educate your patients and their family with digital dynamic imaging in your office.

USB interface

Plugs into your PC to record examinations in digital format.

Vantage Plus LED Slimline Wireless

Built on the number one selling LED and wireless slimline system.



P D Range: 48 - 76mm

Part number

1205-P-5010 Vantage Plus Digital Indirect Ophthalmoscope



Vantage Plus Digital Technical Specifications

Camera

Interface USB 2

Supply Taken from USB 2 interface

Resolution To test pattern 6 of group 2 on the 1951 USAF TEST PATTERN (conforms to MIL-STD 150A standard), when used in combination with a 20D lens

Lead To connect camera to PC, Keeler recommends a maximum of 5m long USB 2.0A to mini 5 pin (sometimes packaged as USB 2.0A to mini B lead)

Convergence

Range The camera image can be adjusted ± 7 degrees

Working distance

Range Nominal working distance of 440mm. The resolution value given above will be maintained at 350mm to 650mm distance from instrument to the eye under examination with a 20D lens

Operating System

Use with Windows 7 and Windows XP

Vantage Plus

Controls All controls and features of the Vantage Plus have been maintained

Adjustment

Vertical adjustment The vertical adjustment is achieved by rotating the adjustment screw on the mirror holder. The image should be adjusted such that the light patch is in the centre

Horizontal adjustment Factory set

Depth of Field ± 35 mm @ 440mm

Physical

Size The Vantage Plus Digital is approx. 50mm longer than the standard Vantage Plus

Weight The total weight of the complete Vantage Plus Digital is 662g (Vantage Plus is 596g)



Note: The distance and range will vary with differing refractive errors of the user. To maximise performance of this product, the user should use refractive error correction aids and adopt a working distance of around 450mm (front of instrument to eye under test) when used with a 20D lens.



Vantage Plus LED Convertible Choice of illumination

We are delighted to present the new, exclusive Vantage Plus LED Convertible. When you purchase the Vantage Plus LED you will automatically receive a Xenon Bulb so you can decide which illumination you prefer without any extra cost!

Natural LED cooler colour

The natural LED cooler colour provides brighter, whiter illumination, longer battery life, freedom from purchasing bulbs and a life expectancy of up to 10,000 hours.

Clinically, the superior optics combined with the natural LED illumination could provide greater detail, allowing you to find retinal pathology that was not visible with the Xenon bulb.



Vantage Plus LED

New Slimline Lithium Polymer battery

Our new Slimline Lithium Polymer battery weighs only 53 grams and is as light and as small as the new mini iPod.



P D Range: 48 - 76mm

- Comfortable and perfectly balanced
- Wireless technology allows you to move from room to room
- Combined natural LED and Lithium Polymer battery can provide up to 6 hours of use on a single charge

Quality and efficiency

The new high contrast optics combined with the new natural LED or Xenon light source offer brighter high definition retinal images - PLUS you get more life from whichever Keeler battery (Metal Hydride or Lithium) you use.

15% lighter

Advanced textured engineering materials provide a lighter, smaller and more compact instrument without compromising the renowned Keeler reputation for robustness, reliability and quality.

Filters and Apertures

IR/UV filters are built into the optics of the Vantage Plus with optional filters and a choice of 3 apertures plus a soft light diffuser.



Vantage Plus LED Convertible

Unique - Intelligent Optical System (IOS) (Patented)

At last - now when you change the aperture the optics and mirrors automatically adjust for you, without the need to flip another lever! Keeler has designed this unique one step movement to make your examinations easier and faster. The (IOS) mechanism (patented) means that when you select the small, medium or large aperture the optics automatically adjust, providing 3 dimensional stereoscopic views of the retina through all pupil sizes.

Large Pupil

When looking through a large fully dilated pupil the optics are separated and the light source remains in the upper position, achieving maximum stereopsis.




Intermediate Pupil

The viewing optics and light sources are in a 'mid position' for maximum stereopsis.



Small Pupil

When looking through a small pupil the viewing optics and light source are converged to allow you to view the retina through the smallest pupils stereoscopically.



Unique - The new HiMag™ lens just slides on and off with ease

This unique feature is only offered with the Vantage Plus indirect. It gives you 1.6X additional magnification than with a condensing lens alone, providing superb stereoscopic images. Scratch resistant coated optics guarantee high quality images at all times and HiMag™ can be simply flipped out of view when not required.

Teaching mirror slides on and off with ease

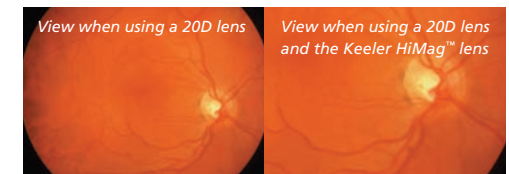
Allowing two observers to view the retina at the same time.

Part numbers

1204-P-1020	Wireless Vantage Plus LED Convertible
1204-P-1010	Wired Vantage Plus LED Convertible

Accessories

1202-P-7205	Vantage Plus Teaching Mirror
1202-P-7192	Vantage Plus Hi Mag Lens
1012-P-7006	Vantage Plus Bulbs (pack of 2)
1299-P-1028	Video Vantage including Camera in Carrying Case
3412-P-7000	Vantage Plus Carrying Case
1201-P-6075	Small Depressor
1201-P-6067	Large Depressor



For Wired Power Supplies see page 13



All Pupil II

The All Pupil II is based on the design of the number one selling All Pupil indirect. Look out for the new features designed to make your examinations easier and more comfortable.

Go Wireless patented technology

Leaves you free to move around without any wire or cord constraints.

Outstanding brightness for difficult examinations

With 2000 lux of light, which can be turned down to 2% of total illumination when necessary, the All Pupil II offers maximum illumination with total control.

Lightweight and comfortable

Weighing just 520 grams with extra padded materials.

Simple controls

The All Pupil II has a unique single control to change aperture size and position in one movement to view through all pupil sizes.

IR and UV barrier

There is a built in full time IR and UV barrier which guarantees improved patient protection and safety.

New All Pupil II LED light source

Plugs simply into the back of the All Pupil II for brighter, whiter illumination and freedom from purchasing bulbs. The LED life expectancy is up to 10,000 hours and it has a 5 year warranty.



Part numbers

1204-P-3041	Wireless All Pupil II Kit A with Power / Accessories
1204-P-3043	Wireless All Pupil II with Lithium Battery and Holder
1204-P-3038	Wired All Pupil II Kit A with Power / Accessories
1204-P-3036	Wired All Pupil II without Power

Accessories

1205-P-5014	All Pupil II LED
1202-P-7117	All Pupil II Teaching Mirror
1012-P-7003	All Pupil II/All Pupil/Vantage Bulbs (pack of 2)
3412-P-7000	All Pupil II Carrying Case
1201-P-6075	Small Depressor
1201-P-6067	Large Depressor

For Wired Power Supplies see page 13



Spectra Iris



Spectra Iris has been specifically designed as a compact, lightweight and portable indirect with big benefits for professionals on the move. It can be tucked away in its neat carrying case or hung around your neck when not in use. Plus now, just like the iris in your eye, you can adjust the size of the aperture at the touch of a slider.

LED long lasting illumination

No more bulbs, just a long lasting white homogenous light patch that can be used for up to 4 hours continuous on time.

New Adjustable Aperture Slider for all pupil sizes

Now you can adjust the aperture simply by moving the slider. Slide to the right to increase aperture size and to the left to decrease. The aperture range is from 20mm to 60mm.

Variable PD

No restrictions. Just adjust your pd when you need it.

Fits neatly and simply over your spectacles

Spectra Iris can fit over the top of your spectacles so no need to remove your correction.

Great Lightweight Lithium ion Battery

Simply clips on to your belt and can be stored in its charger when not in use. It provides up to 4 hours continuous use on time.



New single movement hinge

The new hinge allows the Spectra Iris to sit closer to your eyes for a better view and a more comfortable fit.


Spectra Iris systems are supplied with a lithium battery, charger, indirect and black Keeler Sport Frame.

Part numbers

1205-P-2012	Spectra Iris Indirect on Small Keeler Sport Frame
1205-P-2010	Spectra Iris Indirect on Regular Keeler Sport Frame
1205-P-2011	Spectra Iris Indirect on Large Keeler Sport Frame

Accessories

3412-P-7002	Spectra Iris Carrying Case
1205-P-7000	Spectra Iris Teaching Mirror
1919-P-5215	Spectra Iris Battery
1941-P-5385	Spectra Iris Lithium Charger
1201-P-6075	Small Depressor
1201-P-6067	Large Depressor



New adjustable aperture for all pupil sizes from 20mm to 60mm (not to scale)



P D Range: 48 - 76mm



Slimline Lithium Polymer Battery



Slimline Wireless Charger

Wireless Power Supplies

Keeler wireless technology allows you to move from room to room without any constraints. The chargers are either desktop or wall mountable and store an extra lithium battery as a back up, should you need it.

New Slimline Lithium Polymer Battery

The New Slimline Lithium Polymer battery can give you up to 6 hours of use, weighs only 53 grams, and is nearly 70% lighter than the standard battery. It is also much smaller and can fit nicely into the palm of your hand.

New Slimline Wireless Charger

The new wall mountable charger remains as durable as the Standard Wireless battery charger with the facility to store your extra battery in the top compartment. The charger has an easy release button to remove your extra battery.

Standard Lithium Battery

Our original lithium battery lasts up to 11 hours of use and fits neatly into the charging unit.



Standard Wireless Charger

The Standard Wireless Charger can be wall or desk mounted with space for a spare battery, which means you will always have a back up. An LED indicates when the battery needs charging.



Slimline Lithium Polymer Battery

Standard Lithium Battery

Part numbers

1919-P-5338 Slimline Lithium Polymer Battery

1945-P-5012 Slimline Wireless Charger

1919-P-1013 Standard Lithium Battery

1941-P-1384 Standard Wireless Charger

Wired Power Supplies

Whether your power supply needs to be stationary or portable Keeler Wired Power Supplies are robust and reliable.

SmartPack

SmartPack is a stylish power supply system that combines 3 options in one product. No longer will you need to purchase a portable system for domiciliary use, another system for mounting on your wall and another for tabletop use.

Fast charge and long life

Nickel Metal Hydride technology provides a genuine long life and a fast charge. Instruments can be used when battery is charging. LEDs indicate when battery life is low, charging or fully charged.



SmartPack

WallPack

Alternatively, if your power supply needs to be stationary you can purchase the WallPack which fits neatly on the wall. Your indirect can be mounted on the bracket it comes with.

Which system is right for you?

Vantage Plus Usable Life		
Power Source	Natural LED	Bulb
Slimline Battery	6 hours*	1.5 hours*
Standard Battery	11 hours*	2.5 hours*
SmartPack	17 hours*	4.25 hours*

* This measurement is based upon the illumination being used at normal examination power

Part numbers

1945-P-1001	SmartPack
EP39-22079	SmartPack Battery
1945-P-1000	WallPack



WallPack



Direct Ophthalmoscopes



A combination of optical perfection, superb ergonomics and versatile features make Keeler direct ophthalmoscopes the ideal choice. Whatever your requirement from basic examination to detailed diagnosis, there is a Keeler ophthalmoscope for you. The next couple of pages will guide your choice but first read on to discover the benefits shared by all Keeler ophthalmoscopes as standard.

Keeler optical system – the more you see the better the diagnosis

Keeler's wide angle light beam and individual mirror alignment ensures that whatever the patient's pupil size, you will see the clearest view of the retina.

Comfort and fit

With curved surfaces and subtle patient side marking, the contoured, curved ophthalmoscope head guarantees an optimal viewing angle and the smooth line surfaces ensure a patient friendly non-threatening instrument.

Slimline handles

Keeler hand holds are supplied on a slimline, lightweight robust handle.

Light, tough and built to last

Keeler ophthalmoscopes are built from resilient, lightweight materials to give you many years of trouble free service. High impact resistant covers combined with a strong, rigid chassis protect the carefully aligned optics.

Controllable light for bright, clear images










The bright white Halogen or Xenon illumination is fully adjustable from zero. This ensures the comfort of your patients and the best possible diagnosis for you.

Reflex free images

Individually controlled optics reduce the effect of corneal reflex whilst minimising shadows and providing clearer retinal visualisation.



Apertures, graticules and filters

-  **Wide Angle** - Illuminates the largest area of fundus for the best general diagnosis through a dilated pupil.
-  **Intermediate** - Easier access through undilated pupils and in peripheral examination. Ideal for paediatric examination.
-  **Macular** - For examination of the macular region of the fundus where a larger beam would create excessive pupillary reaction or patient discomfort.
-  **Slit** - To determine retinal elevations and depressions, can also be used to assess anterior chamber depth.
-  **Glaucoma** - Projects a graticule onto the retina to assess the optic cup/disc ratio as an aid to glaucoma diagnosis.
-  **Fixation Cross** - Projects a graticule onto the retina for assessment of the degree and direction of eccentric fixation.
-  **Red Free and Fixation Cross** - is for vessel examination with a fixation cross for assessment of eccentric fixation.
-  **Red Free** - Used to examine blood vessels in fine detail. Blood vessels are silhouetted black against a dark green background.
-  **Cobalt Blue** - Use with fluorescein dye for the examination of corneal scars and abrasions.



The World's finest Direct Ophthalmoscope

Specialist

We recognise that illumination is of fundamental importance to good diagnosis. The re-engineered optics give 30% more Xenon illumination and because it is longer lasting, that means fewer bulb changes giving greater peace of mind.

30% more illumination

Re-engineered optics give 30% more illumination to get through, for example, cloudy media and cataracts.

Lightweight and well balanced

Almost 50% lighter, the Specialist combined with the slimline handle is perfectly balanced.

Expanded dioptre range

The most comprehensive lens range available in a direct ophthalmoscope, +44D to -45D lens range guarantees optimal diagnosis in any situation.

Slimmer optics

Slimmer and enclosed viewing optics enable you to get closer to the eye providing a wider field of view.

Premium hand made optics

The Morton Lens Track system, made up of individually ground glass lenses ensures an optimal view.

New Cobalt Blue filter

The new blue filter can be used in conjunction with fluorescein dye for the detection and examination of corneal scars and abrasions.

Pupillometer gauge

The pupillometer disc allows quick and easy estimation of pupil size.



Part numbers

1132-P-1157 3.6V Specialist Ophthalmoscope on Slimline Handle

1132-P-1149 2.8V Specialist Ophthalmoscope on Slimline Handle

Accessories

1011-P-7034 Pack of 2 Vista 20/Specialist Opth. Bulbs 3.6V Xenon

1011-P-7042 Pack of 2 Vista 20/Specialist Opth. Bulbs 2.8V Halogen



Professional

The Professional Ophthalmoscope has been designed to ensure ultimate control. Lenses, graticules and filters can all be introduced at the touch of a fingertip without the need to pull away from the patient.

Positive action maywheel and comprehensive lens range

The positive action, easy access, maywheel not only allows you to dial up the required lens quickly, but also gives you total control of where you are in the lens range making each exam quicker and easier.

The extensive range of +29D to -30D in single dioptre steps ensures easy examination of all ocular structures and covers a wide range of patient/user prescriptions. A quick step swing of +/- 20D helps speed up diagnosis.

Xenon illumination

The Professional also uses Xenon illumination for a brighter and whiter long lasting light. Giving you more power and fewer bulb changes.



Swing over filter

The red free filter for enhanced vessel examination can be used in conjunction with any of the 6 diagnostic beams.

Brow rest

The integral soft brow rest allows for easy positioning and protects your lenses if you are a spectacle wearer.

Professional
Ophthalmoscope
bulb



Part numbers

1128-P-1014 3.6V Professional Ophthalmoscope on Slimline Handle

1128-P-1013 2.8V Professional Ophthalmoscope on Slimline Handle

Accessories

1011-P-7114 Pack of 2 Professional Ophthalmoscope Bulbs 3.6V Xenon

1011-P-7106 Pack of 2 Professional Ophthalmoscope Bulbs 2.8V Xenon



Professional Combi Retinoscope

Optimised for outstanding performance with either a Streak or Spot beam with a simple bulb change.

600 lux of brilliant halogen illumination

The Professional Combi Retinoscope guarantees you enough light to refract even the most difficult eyes.

Neutralisation check (Patented)

The only Retinoscope allowing rapid confirmation of neutralisation. In both Streak and Spot modes you can change the beam from divergent to convergent enabling you to cross check the accuracy of the neutral point. The ability to double check neutralisation in the upper position guarantees the assessment is correct every time.

Precision magnetic control (Patented)

Improved 360° access to a single control for both rotation and convergence adjustments. The precision movements are achieved by use of rare earth magnet technology.

Two position aperture

A simple finger movement allows a choice of 4mm or 1.7mm aperture to optimise brightness or resolution of the retinal reflex.

Unique spectacle bar

An interchangeable soft pad is available for spectacle wearers.

Part numbers

1302-P-1011 Professional Streak Retinoscope 3.6V

1302-P-1009 Professional Spot Retinoscope 3.6V

1302-P-1010 Professional Streak Retinoscope 2.8V

1302-P-1008 Professional Spot Retinoscope 2.8V

Accessories Professional Combi Retinoscope Bulbs

1013-P-7009 Pack of 2 Professional Streak Retinoscope bulbs 3.6V

1013-P-7011 Pack of 2 Professional Spot Retinoscope bulbs 3.6V

1013-P-7008 Pack of 2 Professional Streak Retinoscope bulbs 2.8V

1013-P-7010 Pack of 2 Professional Spot Retinoscope bulbs 2.8V

Vista Retinoscope Bulbs

1013-P-7009 Pack of 2 Semi Reflector or Full Aperture Streak Bulbs 3.6V

1013-P-7007 Pack of 2 Semi Reflector or Full Aperture Spot Bulbs 3.6V

1013-P-7008 Pack of 2 Semi Reflector or Full Aperture Streak Bulbs 2.8V

1013-P-7006 Pack of 2 Semi Reflector or Full Aperture Spot Bulbs 2.8V

Professional/
Vista Streak
Retinoscope bulb



Professional/
Vista Spot
Retinoscope bulb



Ophthalmoscope/Retinoscope Sets and Wall Units



Ophthalmoscope/Retinoscope Sets

You can purchase your Ophthalmoscope and Retinoscope in a slimline double handle case and add in a Lithium Double Charger.

Part numbers

Specialist Ophthalmoscope/Retinoscope Sets

1427-P-1063	Specialist & Professional Streak Ret. Set 3.6v Lithium Battery
1427-P-1065	Specialist & Professional Spot Ret. Set 3.6v Lithium Battery
1427-P-1062	Specialist & Professional Streak Ret. Set 2.8v Dry Cell Battery
1427-P-1064	Specialist & Professional Spot Ret. Set 2.8v Dry Cell Battery

Professional Ophthalmoscope/Retinoscope sets

1427-P-1059	Professional Ophth. & Streak Ret. Set 3.6v Lithium Battery
1427-P-1061	Professional Ophth. & Spot Ret. Set 3.6v Lithium Battery
1427-P-1058	Professional Ophth. & Streak Ret. Set 2.8v Dry Cell Battery
1427-P-1060	Professional Ophth. & Spot Ret. Set 2.8v Dry Cell Battery

1941-P-1368	Lithium Double Charger
1999-P-7308	Wall Bracket for above

Wall Units

Keeler's anti-theft designed Ophthalmoscopes and Retinoscopes have a lockable head and handle fitting so you'll always find them where you left them.

- Strong coiled tangle-free cable permits instrument use up to 3 meters from the transformer
- The robust construction is ideal for busy working conditions
- Automatic illumination when instruments are removed from cradle. With LED confirmation

Part numbers

1964-P-2001	Double Cord handle power supply
1132-P-1050	3.6V Specialist Ophthalmoscope head only
1128-P-1004	3.6V Professional Ophthalmoscope head only
1132-P-1042	2.8V Specialist Ophthalmoscope head only
1128-P-1003	2.8V Professional Ophthalmoscope head only
1302-P-1007	3.6V Streak Retinoscope head only
1302-P-1005	3.6V Spot Retinoscope head only
1302-P-1006	2.8V Streak Retinoscope head only
1302-P-1004	2.8V Spot Retinoscope head only




Ophthalmoscope/Retinoscope Set



Wall Unit

If you require a wall unit you will need to order the transformer unit which comes with the 2 x handles and each individual head.



Accessories



Colour Coded Grips

Add a bit of colour to your diagnostic area with colour coded grips. Available in four colours these new grips are not only fun but functional too!

Available individually or as an assorted pack of four, choose from pink, green, blue or black.

Near Point Cards for Retinoscopy



Keeler Slimline Handles

Spare handles for your instruments available in 3.6V Lithium rechargeable (red base) or 2.8V Battery (blue base) options.



Part numbers

Colour Coded Grips

1901-P-7028 Pink

1901-P-7036 Green

1901-P-7044 Blue

EP29-05365 Black

1901-P-7052 Pack of Four Assorted Colour Coded Grips

Near Point Cards for Retinoscopy

1321-P-7021 Near Point Cards for Retinoscopy

Keeler Slimline Handles

1911-P-1201 3.6V Slimline Handle

1901-P-1101 2.8V Slimline Handle

Chargers and Upgrade Kits

A two hour fast charge and over 2 hours continuous use means your instrument is always ready for use. Choose between the Lithium-ion Double or Mini Chargers.

Over 2 hours of continuous use

Ideal for long examinations especially while first learning with your instrument.

LED displays

LEDs indicate when battery life is low, charging or fully charged.

Lithium-ion Double Charger

The compact charger takes two handles and fits neatly into your immediate testing environment, allowing easy access to your hand held instruments. It can be desk or wall mounted.

Lithium-ion Mini charger

Can be connected quickly and simply to the base of your Keeler handle, making it the perfect choice for domiciliary visits or practitioners on the move. Your instruments can still be used whilst the battery is charging.



Upgrade Kits

Keep your existing heads and upgrade to Lithium-ion. The Double Lithium Upgrade Kit (pictured) includes 2 x handles and a Lithium-ion Double Charger.

The Mini Charger Upgrade Kit includes 1 x handle and a Lithium-ion Mini Charger.

Part numbers

1941-P-1368 Lithium-ion Double Charger

1941-P-1341 Lithium-ion Mini Charger

Upgrade Kits

1911-P-1228 Lithium-ion Double Charger and 2 Handles (Upgrade Kit)

1911-P-1236 Lithium-ion Mini Charger plus Handle (Upgrade Kit)

Lithium Battery

EP39-18918 Lithium Battery





Cryomatic



Reliability doesn't happen by accident. Superior mechanical and pneumatic engineering is at the heart of this premium quality cryosurgery unit designed and built to withstand the rigours of modern usage. The Cryo engine is a design masterpiece of interconnecting tunnels and chambers controlled by a series of microprocessor managed solenoid valves that results in reliable freeze after freeze after freeze.

Surgeon not included

The advanced technology is activated as soon as you start the system, and its test procedures work quickly, meaning your Cryomatic is ready to use within minutes.

First it will interrogate the probe you have attached for specific information regarding optimum performance, and then the Cryomatic will clean and purge the probe to ensure all impurities are removed. Finally it will test the probe and adjust the gas flow automatically to ensure its optimum performance.

It really is as simple as attaching the Carbon Dioxide or Nitrous Oxide gas bottle and the probe and turning the system on – your Cryomatic will do everything else – all you need is the surgeon and a patient.

New Disposable Cryo Probes

The single use sterile retinal cryo probe is the perfect answer when a sterile probe is demanded at short notice. Lightweight and comfortable to use, the single use probe is a must to manage your infection control processes and cut sterilisation time and costs.



Cryomatic Console and Accessories


Keeler, the first name in Ophthalmic Cryo Surgery. Designed for ease of use and built to the highest standards, we manufacture the Cryomatic and Keeler probes in our Windsor factory.

Reliable and easy to use

The Keeler Cryomatic System including the probes, results from a complete re-engineering process aimed at producing greater reliability and a better freeze, as well as simplicity of set-up and operation, all of which combine to make it uniquely superior.

Cylinder adaptors

Your Cryomatic can be used with either Carbon Dioxide (CO₂) or Nitrous Oxide (N₂O) gas from non-syphonic bottles via one of the Pin Index Yokes (PIY) or screw thread adaptors.



PIY for E Size Nitrous Oxide Gas Cylinder

PIY for E Size Carbon Dioxide Gas Cylinder



Adaptor for F Size Carbon Dioxide Gas Cylinder



Adaptor for F Size Nitrous Oxide Gas Cylinder



E F



E Cylinder Dimensions 50cm x 15cm, Gr. Weight 7kg
F Cylinder Dimensions 86cm x 14cm, Gr. Weight 18kg

Part numbers

2509-P-1000 Cryomatic Cryo Console with footswitch

Accessories

2508-P-7016 Adaptor for F Size Carbon Dioxide Gas Cylinder

2508-P-7015 Pin Index Yoke (PIY) for E Size Carbon Dioxide Gas Cylinder

2508-P-7018 Adaptor for F Size Nitrous Oxide Gas Cylinder

2508-P-7017 Pin Index Yoke (PIY) for E Size Nitrous Oxide Gas Cylinder

2509-P-8015 Probe Sterilisation Boxes (for Cryomatic Probes Only)

2508-P-7005 Cryo Trolley

Cryomatic Probes



The best freeze in ophthalmic cryo-surgery.


Keeler quality you can trust

Whilst retaining classical tip configurations, the probes and their manufacturing processes have been fundamentally redesigned to minimise blocking due to impurities in the cryogen gas or from moisture resultant from sterilising.

- Rock solid reliability
- Fast freeze and defrost
- Simple set-up
- No need to set the gas pressure

Disposable Cryo Probes - no more sterilisation concerns

The single use sterile retinal cryo probe is the perfect answer when a sterile probe is demanded at short notice. Lightweight and comfortable to use, the single use probe is a must to manage your infection control processes and cut sterilisation time and costs. Just throw them away.



Part numbers

Disposable Cryosurgical Probes

2508-P-7022 2.5mm Standard Retinal Probes, Box of 10

2508-P-8026 Cryomatic Disposable Probe Adaptor

Cryomatic Standard Probes

① 2509-P-8000 2.5mm Standard Retinal Probe

② 2509-P-8001 2.5mm Extended Retinal Probe

Cryomatic Special Order Probes

③ 2509-P-8002 2.5mm Mid-reach Retinal Probe

④ 2509-P-8005 3mm Glaucoma Probe

⑤ 2509-P-8004 1.5mm Curved Cataract Probe

⑥ 2509-P-8003 0.89 mm Intra-Vitreous Probe

⑦ 2509-P-8006 4 x 10mm Collins Trichiasis Probe



Standard probes



Disposable probes



Keeler Tonometers



For over 90 years Keeler has continued to innovate, design and manufacture world class ophthalmic instruments.

In 1986 the Pulsair Tonometer revolutionised non contact tonometry with it's unique hand held and portable system bringing a new dimension to patient care and the management of space and time.

Pulsair and tonometry are synonymous – the 5th generation intelliPuff hand held model combines contemporary style together with new technologies and the new Pulsair Desktop brings the Pulsair name to those requiring a chinrest desktop device.

Applanation Tonometry is a widely practiced and respected technique; the Keeler Applanation Tonometer (KAT®) will match that level of respect with our exceptional build quality and manufacturing consistency.





Pulsair Desktop

The Pulsair Desktop has a small and space saving footprint that combined with the elegant, slim optical mainframe allows it to blend seamlessly into the clinical environment. The openness of the design increases the confidence of both patient and clinician.

Comfort and Speed

Less is more. Pulsair Desktop is uncomplicated and therefore quick to use for the novice and professional alike.

Taking control of tonometry has never been easier or faster. Clear user controls and a colour video alignment screen combine to set a new standard in usability.

Sophisticated technology

Keeler Pulsair tonometers use advanced optical and sensor technology for positional detection and puff control.

Pulsair Desktop and Pulsair intelliPuff have software controls to manage the measurement data; if two consecutive readings are within +/- 1mmHg of each other the Pulsair will inform the user that sufficient readings may have been taken for that eye, saving precious time and increasing patient comfort.



Part numbers


2417-P-2000	Pulsair Desktop Tonometer
3104-L-8201	Chinrest Papers
2208-L-7008	Printer Paper



Pulsair Desktop Technical Specifications

Calibrated range	5mmHg to 50mmHg
Displayed accuracy	Display accuracy to 1 decimal place e.g. 12.3
Displayed scale	Single line 16 character alphanumeric display
Illumination system	LED infra red
Working distance	20mm
Dimensions	475 x 410 x 245mm (H x D x W)
Weight	16kg
Complies with	Electrical Safety (Medical) BS EN 60601-1:2006. Electromagnetic compatibility EN 60601-1-2:2007. Ophthalmic instruments - fundamental requirements and test methods ISO 15004-1:2006. Optical radiation hazard ISO 15004-2:2007
Power Supply Unit	Switch mode, (110 – 240V)+/- 10% multi plug type compliant to EN 60601-1 EN 61000-6-2, EN 61000-6-3
Power supply output	30 VA (12V DC 2.5A)
Frequency	50/60 Hz
Printer	Thermal line printer





Pulsair intelliPuff

Pulsair intelliPuff brings versatility to tonometry; wall mounted or desk mounted the lightweight hand held optical mainframe allows the clinician to measure all patients with equal comfort and respect. The flexibility of use and space saving makes this instrument virtually unbeatable for performance and value.

Hand held and wall mounted

Being hand held, the Pulsair intelliPuff avoids the need to position the patient in a chinrest removing an entire process from the patient journey – fast and easy to use while the patient is already seated in an examination chair, space and time under control.



Engineering and design excellence

Pump, solenoid control valves, plenum chamber and optical mainframe are all designed to function optimally leading to efficient and fast measurement. LED illumination provides a constant and reliable light source for the alignment camera and the positional detection systems.

Quietly cost effective, the Pulsair tonometers require no sterile consumables, printing is under your control so ongoing costs are managed.



Part numbers

2414-P-2001	intelliPuff unit
2208-L-7008	Printer paper roll
EP79-43563	12V Car Socket Power Adapter



Pulsair intelliPuff Technical Specifications


Calibration range	5mmHg to 50mmHg
Measurement scale	mmHg (millimetres of mercury)
Displayed accuracy	0.1mmHg
Display	4 character dot matrix scrolling
Firing system	Automatic and objective
Illumination system	LED infra red
Working distance	20mm
Mounting system	Table/desktop/wall
Base unit dimensions	260 x 215 x 220mm (H x D x W)
Base unit weight	2.465Kg
Handpiece dimensions	315 x 150 x 46mm (H x D x W)
Handpiece weight	0.890Kg
Umbilical cord length	2.0m
Printer	Thermal line printer





KAT BQ type

KAT® - Keeler Applanation Tonometer



Reliable and repeatable applanation tonometry, the Keeler Applanation Tonometer (KAT®) is a perfect example of British manufacturing experience delivering great quality and value. We have applied 21st Century design techniques to an old established principle to deliver a premium quality instrument.

Goldmann applanation principle

The Goldmann applanation principle is widely acclaimed as the most common and direct method of assessing IOP.

The KAT® is made with precision machined components, subject to stringent quality controls pre, during and after assembly to add reliability and repeatability to an established technique.



KAT T type on Slit Lamp



KAT R type on Slit Lamp

T type, R type or BQ type

The take-away T type KAT® is fitted to the guide plate on the optical axis for the microscope and illumination unit arm. The fixed R type is mounted on a post fitted to the microscope optical body. The BQ KAT® is designed specifically to fit the Haag Streit BQ, BP and BX Slit Lamps and fits directly to the optics support arm.

Robust and reliable

Our all metal parts, manufactured to a high precision engineering design will withstand the test of time and deliver reliable results year after year.



Part numbers

2414-P-2030 KAT – Keeler Applanation Tonometer T type

2414-P-2040 KAT – Keeler Applanation Tonometer R type

2414-P-2020 KAT BQ type Tonometer

KAT® Technical Specifications

Measurement force	By leverage weight
Installation: Keeler T type: for tower illumination Slit Lamps	Fitted to the guide plate on the optical axis for the microscope and illumination unit arm
Keeler R type: for tower illumination Slit Lamps	Mountable on a post fitted to the microscope optical body
Measurement range	0 - 80 mmHg (0 – 10.64 kPa)
Approximation of the impact force on the measurement head for a 0 to 58,84 mN measurement range	Standard divergence: $0.49 \text{ mN} \leq 3s \leq 1.5\%$ of nominal value
Operating temperature range	from 10°C to 35°C
Measurement accuracy	$\leq 0.49 \text{ mN}$
Net weights:	
Keeler T type	0.41 kg (without accessories)
Keeler R type	0.69 kg (without accessories)
Keeler BQ type	0.712 kg (without accessories)

KAT® Accessories

The T type and R type KATs® are supplied with a reusable doubling prism, the calibration check bar and either the R type post or the T type aluminium guide plate for Slit Lamp use.

Protective case

To protect your investment when travelling or for when the instrument is not in use, our high quality aluminium carrying case will ensure your tonometer is always stored and protected.



Doubling prism *Calibration arm assembly*



T type guide plate *R type mounting post*

Part numbers

Accessories	
3414-P-7000	KAT Aluminium carrying and storage case
2414-P-5001	KAT doubling prism
2414-P-5032	KAT T type guide plate
2414-P-5042	KAT R type mounting post
2414-P-5005	Calibration arm assembly



Protective carrying case



Slit Lamps, Keratometer and Practice Room Furniture



Slit Lamps

Quality without compromise. One of the most important optical diagnostic devices in ophthalmology and optometry is your Slit Lamp. Making the right choice will pay dividends for years to come.

Desktop slit Lamps remain the mainstay of the busy clinic or consulting room, but they have their shortcomings when it comes to examining children, larger patients, those with mobility issues and many other groups of patients.

The Keeler PSL (Portable Slit Lamp) range addresses these issues by providing the clinician with a fully featured, top quality hand held device.





PSL Portable Slit Lamps

Versatility and portability are key benefits of the Keeler PSL one and PSL Classic Slit Lamps. Keeler designed and manufactured with the strength to withstand the daily traumas of the demanding ophthalmic environment, the PSL is lightweight, durable and robust.

Advanced optics: 10x magnification, PSL one 10x and 16x magnifications, PSL Classic

Top quality multi-layered glass is crafted into our Keeler multi-element and multi-layer coated optical system to give maximum performance. Clarity is guaranteed.

Controllable illumination

Proven halogen illumination system. Illumination levels are controlled by a rheostat giving you control of your examination parameters. From zero to maximum, you choose.

Big Slit Lamp features, portable usability

Unique features such as the fixation targets, and the 1mm square light patch for assessing anterior chamber flare set the new standard for Portable Slit Lamps.



PSL one

Carrying Case

Protect your investment with a rugged aluminum carrying case - perfect when your Slit Lamp is not in use or when you are travelling.




Part numbers

3010-P-2002	PSL Classic with charger base, case and iPhone adapter
3010-P-2000	PSL Classic with charger base
3010-P-2001	PSL one with iPhone adapter



PSL Classic



PSL iPhone 4 imaging adapter

Apple iPhone 4 PSL imaging adapter for the PSL Portable Slit Lamp.

- Instant imaging capability for your Keeler PSL
- Easily attached or removed, takes seconds
- Full iPhone imaging capabilities
- Affordable, efficient and a powerful clinical recording tool



iPhone not included

Accessories Part numbers

3010-P-7010	Keeler Portable Slit Lamp iPhone 4 imaging adapter
3010-P-7000	Carry case
1030-P-7187	Spare lamp
EP39-70737	Test bar
3010-P-7004	Eye caps (2)

PSL Specifications

	PSL classic	PSL classic	PSL one
			
Part number	3010-P-2002	3010-P-2000	3010-P-2001
Magnification	10x and 16x	10x and 16x	10x
Charging base	Yes	Yes	No
Direct charging	Yes	Yes	Yes
Colour	Blue and White	Blue and White	Blue and Black
iPhone adapter	Yes	Option	Yes
Aluminium Case	Yes	Option	Option

iPhones not included



PSL Technical Specifications

Slit and filter system

Slit type	Rotating Slit wheel selection Slit Lamp
Slit length	12mm
Slit widths	0.15mm, 0.5mm, 0.8mm and 1.6mm slits, 12mm circle and a 1mm square
Filters	Red free, Blue, Neutral density 0.8 and Clear
IR protection	Inbuilt IR cut filter
Slit angle	+/- 60°
Illumination control	Continuously variable from low to full brightness
Fixation targets	LED system, double click of trigger

Power supply

Power supply unit	Switch mode, (110V – 240V) +/- 10% multi-plug
Power supply output	30VA (12V DC 2.5A)

Biomicroscope

Type	Binocular Hand held Biomicroscope Slit Lamp
Optics	Converging binoculars at 13°
Magnification	10x and 16x lever change (PSL Classic) 10x (PSL one)
Objective lens working distance @ 10x	16mm

Desk Top Slit Lamps

Tower Illumination systems, featuring up to 20° tilting tower illumination allows examination in the vertical, horizontal and oblique sections plus the option to offset the slit for corneal transillumination. Filters include Cobalt blue; green (red free); neutral density; heat absorbing.

SL-40H

- Drum change 6x, 10x, 16x, 25x and 40x magnifications
- Comfortable 8.5° converging optics
- Optional beam splitter for imaging upgrade
- Optional fibre optic external illumination system
- Illumination control conveniently located next to the joystick
- Integrated yellow barrier filter for fluorescein examination

Part numbers

3009-P-1010 SL-40H Slit Lamp on table top (6x, 10x, 16x, 25x and 40x)



SL-40H





SL-40D Digital Slit Lamp

Imaging is now an important part of the clinical process; whether it is for protection against litigation or simply to have a quality clinical record of the patient's conditions to monitor any change in the future, or, to help educate or impress your patient.

Capture still or video clips

Building on the outstanding optical system of the Keeler SL-40H, the illuminations system is upgraded, an external fibre optic illumination system with diffuser added and the optics optimised for a digital camera. The result is an excellent digital optical system for video imaging.

With the option of capturing stills or video clips this top quality affordable device represents superb value.

- Quality optics
- Great illumination
- Powerful software with patient database and image processing features



Part number

3009-P-1013 SL-40D Digital Slit Lamp on table top with software

Zeiss type System and Javal Keratometer

Zeiss type illumination systems are significantly more compact and tidier in overall looks yet retain many of the excellent features of the more comprehensive Tower Illumination systems, such as the cobalt blue, green (red free), neutral density and heat absorbing filters.

SL-40Z

- Drum change 6x, 10x, 16x, 25x and 40x magnifications
- Comfortable 8.5° converging optics
- Optional beam splitter for imaging upgrade
- Illumination control conveniently located next to the joystick
- Integrated yellow barrier filter for fluorescein examination

Part numbers

2402-P-2198 SL-40Z Slit Lamp (6x, 10x, 16x, 25x and 40x)

Slit Lamp Accessories

1030-P-7160 6V 20W Slit Lamp Halogen bulb

1030-P-7152 Slit Lamp Halogen bulb for Digital Slit Lamp

Javal Keratometer

As the Keratometer becomes destined for less regular use, the price value relationship becomes key to the purchasing decision. The top quality traditional Javal type Keratometer offers exceptional value.

- 30 to 60 Dioptres measuring range
- Single Joystick control for height and position
- Illuminated measuring scale
- Extremely accurate

Part numbers

2402-P-2147 Javal Keratometer

Accessories

2402-P-2155 Javal Keratometer illumination bulb (6V, 10W)

2402-P-2163 Javal Keratometer scale lamp (6V, 3W)



Zeiss type System



Javal Keratometer



Single Table Top



Double Boomerang Table Top



Electric Elevation Table - centre leg

Gas Lift Stool and Tables

Gas Lift Stool

A comfortable and lightweight gas lift stool with a backrest – ideal for most purposes in the busy practice.



Tables for Slit Lamps

Most Slit Lamps are supplied on their own tabletop requiring only either a table leg or to be fitted to a refraction stand.

The Electronic Elevation Table is a virtually silent motorised centre leg.



Electric Elevation Table - centre leg

Table Tops

For 'stand alone' instruments such as Fundus Cameras or Autorefractors, a table with a top is required.

Choose our Electronic Elevation Table - centre leg then select your chosen table top.

Select from the Single Table Top - size 45 x 58cm or the Double Boomerang Table Top.

Part numbers

3303-P-7002 Gas Lift Stool with backrest and 5 star base, blue vinyl

Table Leg

3304-P-7045 Electric Elevation Table - centre leg

Table Tops

3009-P-7016 Single Top 45 x 58cm

3009-P-7024 Double Boomerang Table Top

Tables with Tops

Electric Elevation Table - side leg

The Electric Elevation Table has a 43 x 80cm top and a side leg, ideal for wheelchair access.

Centre Leg Table

The Centre Leg Table has a small angled top size 100 x 56cm suitable for two instruments or an instrument with a laptop or notebook PC.



Centre Leg Table



Electric Elevation Table - side leg

Part numbers

3304-P-7061	Electric Elevation Table with 43 x 80cm top and side leg
3304-L-1303	Centre Leg Table with small angled top 100 x 56cm



Surgical Loupes



Magnification allows you to do a better job. If you can't see it, you can't work on it. The benefits of Keeler loupes are immediately clear: improved working posture, reduced eye strain and now, with the new Keeler Loupe Light, your working view is even clearer.

Laser aligned optics for magnification of superb optical quality, a lightweight aluminium assembly and a precise pupil alignment system make Keeler loupes the perfect choice for dental, surgical and veterinary professionals.

Let Keeler loupes take the strain

Keeler loupes are comfortable to wear and work with, helping to reduce eyestrain. By bringing your patients closer, you can improve your posture and avoid stooping.

Recommended working distances

Your Height	Sitting	Standing
< 5' 7" (150cm - 170cm)	34cm	34cm
5' 7" - 5' 10" (170cm - 178cm)	34cm	42cm
5' 10" - 6' 0" (178cm - 183cm)	42cm	46cm
> 6' 0" (183cm)	46cm	50cm

Patient comfort

Patients will feel more comfortable and at ease with increased personal space as you will work from a greater distance.

Multiple magnification levels

Keeler loupes offer performance matched to your requirements. Multiple magnification levels enable you to see more, spot problems earlier and offer even higher levels of precision treatment.





Mini Loupes



Standard Loupes

New Mini and Standard Loupes

New Mini Loupes Delivering 2.5x magnification.

Mini Loupes are designed to be ultra light and comfortable with minimal compromise in field of view. Absolute comfort is our achievement; excellent peripheral vision is the added benefit of our slim design.



Standard Loupes Delivering 2.0x, 2.5x and 3.0x magnification.

The true benefit of this system is ease of use. Movement whilst maintaining focal clarity is possible due to superior depth of field. The lightweight aluminium bar with individual pupillary adjustment provides the mounted loupes with stability and optimal focal alignment, eliminating headache and eyestrain.



Part numbers

Mini Loupes

2.5x Magnification

2112-P-1064 Mini Loupe 2.5x @ 34cm working distance

2112-P-1065 Mini Loupe 2.5x @ 42cm working distance

2112-P-1066 Mini Loupe 2.5x @ 46cm working distance

2112-P-1067 Mini Loupe 2.5x @ 50cm working distance

Standard Loupes

2.0x Magnification

2112-P-1002 Standard Loupe 2.0x @ 34cm working distance

2112-P-1003 Standard Loupe 2.0x @ 46cm working distance

2.5x Magnification

2112-P-1010 Standard Loupe 2.5x @ 34cm working distance

2112-P-1011 Standard Loupe 2.5x @ 42cm working distance

2112-P-1012 Standard Loupe 2.5x @ 46cm working distance

2112-P-1013 Standard Loupe 2.5x @ 50cm working distance

3.0x Magnification

2112-P-1022 Standard Loupe 3.0x @ 34cm working distance

2112-P-1023 Standard Loupe 3.0x @ 42cm working distance

2112-P-1024 Standard Loupe 3.0x @ 46cm working distance

2112-P-1025 Standard Loupe 3.0x @ 50cm working distance

Hi-Res Loupes and Keeler Sport Frames

Hi-Res Loupes

Delivering 3.0x magnification.

Keeler have designed a new high resolution loupe which exceeds the standards previously attained. The 5 element loupe gives a true 3x magnification with a 15% increased field of view and a visually flat field from edge to edge.



Protective Caps

Keeler Sport Frames

All Keeler loupes are available on the Keeler Sport Frame. Stylish, comfortable and attractive, the new Keeler frame is available in a choice of bright colours as shown. The frames will fit over many styles of glasses, or with the free insert, can be easily adapted to all prescriptions.

Sport Frames are available in the following finishes



Part numbers

Hi-Res Loupes

3.0x Magnification

2112-P-1050 Hi-Res 3.0x @ 34cm working distance

2112-P-1051 Hi-Res 3.0x @ 42cm working distance

2112-P-1052 Hi-Res 3.0x @ 46cm working distance

2112-P-1053 Hi-Res 3.0x @ 50cm working distance

Accessories

2112-P-8049 Protective Caps

2112-P-8057 +1D Near distance Caps



Hi-Res Loupes



Keeler Sport Frames

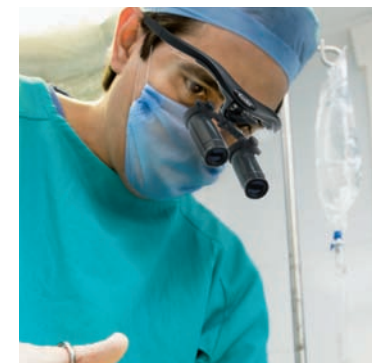
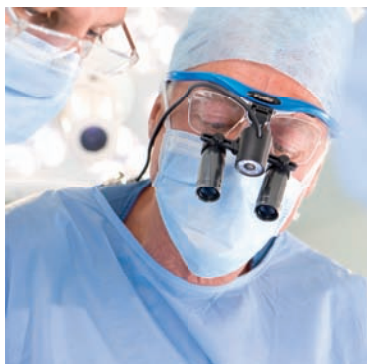


Prismatic Loupes

Prismatic Loupes

Delivering 3.5x, 4.5x and 5.5x magnification.

Higher magnification for advanced surgical procedures. Prismatic quality guarantees a true image. Edge to edge clarity and precise colour rendition are ideal for intricate applications. The Prismatic Loupe's precision lenses are treated with an anti-reflective coating to produce a superior image.



Part numbers

Prismatic Loupes

3.5x Magnification

2113-P-2004 Prismatic Loupe 3.5x @ 34cm working distance

2113-P-2005 Prismatic Loupe 3.5x @ 42cm working distance

2113-P-2006 Prismatic Loupe 3.5x @ 46cm working distance

4.5x Magnification

2113-P-2008 Prismatic Loupe 4.5x @ 34cm working distance

2113-P-2009 Prismatic Loupe 4.5x @ 42cm working distance

2113-P-2010 Prismatic Loupe 4.5x @ 46cm working distance

5.5x Magnification

2113-P-2012 Prismatic Loupe 5.5x @ 34cm working distance

2113-P-2013 Prismatic Loupe 5.5x @ 42cm working distance

2113-P-2014 Prismatic Loupe 5.5x @ 46cm working distance

New Keeler Loupe Light

The New Keeler Loupe Light is one of the smallest and lightest available today. The LED illumination gives 34000 Lux of homogenous white light, ideal for both surgical and dental use, while coaxial illumination ensures shadow free viewing.

An optional yellow filter avoids the premature hardening of composites whilst power is provided by a Lithium-ion battery which will give up to 4 hours continuous use before a recharge is required.

Designed for comfort

Choose between the Keeler Sport frame or a headband mounted system to mount your loupes. Adaptable to all prescriptions.



Loupes with New Keeler Loupe Light in twin charger tray with optional yellow filter

Part numbers Keeler fit

2004-P-1007	Loupe Light Standard, 2 batteries and twin charger tray
2004-P-1008	Loupe Light Standard, 1 battery and twin charger tray
2004-P-1012	Loupe Light Portable, 1 battery and single charger tray





Low Vision Aids and Assessment Sets

As a world leader in optical instruments, Keeler has long believed that it can and should use its renowned optical skills to make a major contribution to the quality of life of low vision patients.

The involvement of Charles H Keeler OBE in this field began when an Ophthalmologist based at Moorfields Eye Hospital asked him to observe the problems of people with low visual acuity in the 1950's.



The original series of magnifying lenses characterised by accurate assessment of required magnification has been developed into the widest, most versatile range available today.

Low Vision Aids

Keeler are now delighted to introduce a new range of Low Vision Aids that are uniquely interchangeable and can be quickly and easily upgraded year after year as your eyes change.

Whether you want a magnifier to help you to read and write, watch television or go to the theatre, Keeler can offer you the full range that you can fit onto your existing frame or on a Keeler frame.

Low Vision Assessment Sets

A new range of Assessments with something to suit every practitioner and every patient. Each set can add a service to your practice, whether prescribing simple Low Vision Aids or offering full Low Vision Assessments.





Near Vision Range of Magnifiers



Read-Write Mag



Wide-Vu Mag

Read-Write Mag (LVA21)

Magnifications: 2x, 3x, 4x, 5x

- Ideal for reading and writing
- Can be used for either one eye or both eyes
- Longer working distance

New Wide-Vu Mag (LVA22)

Magnifications: 2x, 3x, 4x, 5x, 6x, 8x

- Ideal for reading
- Extra wide field of view which is ideal for checking statements or bills
- The 2x and 3x can be mounted for one eye or both eyes

Part numbers

LVA21 Read-Write Mag

2180-P-1105 Bar type 2x Telescope (LVA 21-2x Mag)

2180-P-1113 Bar type 3x Telescope (LVA 21-3x Mag)

2180-P-1121 Bar type 4x Telescope (LVA 21-4x Mag)

2180-P-1148 Bar type 5x Telescope (LVA 21-5x Mag)

LVA22 Wide-Vu Mag

2180-P-1156 Full Field 2x Mag Telescope (LVA 22-2)

2180-P-1164 Full Field 3x Mag Telescope (LVA 22-3)

2180-P-1172 Full Field 4x Mag Telescope (LVA 22-4)

2180-P-1180 Full Field 5x Mag Telescope (LVA 22-5)

2180-P-1199 Full Field 6x Mag Telescope (LVA 22-6)

2180-P-1201 Full Field 8x Mag Telescope (LVA 22-8)

Near Vision Range of Magnifiers

New Hi-Mag Illuminated and Non Illuminated (LVA9)

Magnifications: 10x, 12x, 15x, 20x

- Perfect for credit cards statements or utility bills
- Non illuminated is available with clear housing to take advantage of natural light
- Illuminated housing is powered by two batteries

New Stedi-Fit Mag (LVA10)

Magnifications: 6x, 8x

- Ideal for patients with tremor or focusing problems
- New lens curvature gives improved clarity and image flatness

Bifocal Mag (LVA12)

Magnifications: 2x, 3x, 4x, 5x, 6x, 7x, 8x, 9x, 10x

- Discreet and lightweight
- Full segment bifocal near vision magnification



Part numbers

LVA9 Hi-Mag

2180-P-1076 LVA 9-10x Mag

2180-P-1084 LVA 9-12x Mag

2180-P-1092 LVA 9-15x Mag

LVA10 Stedi-Fit Mag

2185-P-1091 LVA10-6x Magnifier + Distance Piece LVA 10-6

2185-P-1104 LVA10-8x Magnifier + Distance Piece, LVA 10-7

LVA12 Bifocal Mag

2185-P-5308 2x Segment (12-21)

2185-P-5316 3x Segment (12-22)

2185-P-5324 4x Segment (12-23)

2185-P-5332 5x Segment (12-24)

2185-P-5340 6x Segment (12-25)

2185-P-5359 7x Segment (12-26)

2185-P-5367 8x Segment (12-27)

2185-P-5447 10x Segment (12-31)


2185-P-5439 12x Segment (12-32)



Hi-Mag Illuminated and Non Illuminated



Stedi-Fit Mag



Intermediate and Distance Telescopes



TV Mag



Sports Mag



Multi-Cap

New TV Mag (LVA50)

Magnification: 1.9x

- Lightweight and ideal for watching television
- Large 23° field of view at infinity
- Rapid focusing from 42cm to infinity

Sports Mag (LVA40)

Magnification: 2.5x

- Ideal for open areas such as sporting events or theatre
- Galilean optics with working distance of 70cm to infinity
- Choice of one eye or both eyes

Multi-Cap (LVA51)

- Interchangeable caps for near and distance vision
- Near cap: choice of magnifications 2x, 3x or 4x
- Distance telescope: magnification 1.75x
- Extra cap for 0.5m and 1m working distance

Part numbers

2185-P-1112	LVA50 TV Mag
2103-P-7028	LVA40 Sports Mag
2180-P-1228	LVA51 Multi-Cap 1.75x Magnification
2180-P-1236	LVA51 Multi-Cap 2x Magnification
2180-P-1244	LVA51 Multi-Cap 3x Magnification
2180-P-1252	LVA51 Multi-Cap 4x Magnification

Intermediate and Distance Telescopes

Multi-Range Mag (LVA53)

Magnification: 2.8x, 4.2x - Field of Views 12.5°

- Ideal for use while outdoors or shopping
- Available on a frame or finger ring
- Working distance of 20cm to infinity

Hand held Multi-Range Mag (LVA53)

Magnification: 8.25x - Field of View 7°

- Hand held telescope that fits into pockets for travelling and outdoor use
- Working distance of 30 cm to infinity



Multi-Range Mag



Hand held Multi-Range Mag

Part numbers

2181-P-1000	LVA53 Multi-Range Mag 2.8x Magnification
2181-P-1035	LVA53 Multi-Range Mag 4.2x Magnification
2181-P-1051	LVA53 Hand held Multi-Range Mag 8.25x Magnification



Advanced Assessment Set



Basic Assessment Set

Advanced and Basic Assessment Sets

Advanced Assessment Set

This set offers a range of Keeler Magnifiers and Telescopes enabling you to provide your patients with a full Low Vision Service including:-

- 1.9x Distance Magnifiers
- 10 Near Magnifiers from 2x to 12x
- 3 pairs of binocular telescopes 2x, 3x and 4x magnification
- Near and distance testing charts
- Keeler LVA standard frame and PD bars
- Trial Clip and Clip on occluder

Basic Assessment Set

Designed as an introduction to Low Vision and the Keeler Telescope System.

- 1.9x distance magnifier
- 7 near telescopes from 2x to 12x
- Near and distance testing charts
- Small, medium and large Keeler frames
- Trial clip and clip on occluder

Part numbers

2280-P-1161 Advanced Assessment Set

2280-P-1153 Basic Assessment Set

Redi-fit Assessment Set and Tool Kit

Redi-fit Assessment Set

A simple testing set for prescribing aspheric spectacle magnifiers includes:

- Testing lenses from 2x to 8x magnification
- Lenses that fit left or right eye
- 3 Keeler frames in small, medium and large sizes
- 'A' series reading chart for assessment of magnification requirements

Redi-fit lenses are available for instant dispensing which are cut and edged to fit our standard LVA frame.

Due to the specialist nature of the Keeler Low Vision range we prefer to sell / dispense via distributors. For details of these distributors please refer to the Low Vision section of our website www.keeler.co.uk

Tool Kit

Provides the tools required to mount Keeler telescopes onto spectacle lenses using the advanced method:

- Telescopes can be fitted directly onto plano or prescription lenses (CR39)
- Any suitable frame may be used
- Spectacle mounted aids can be assembled in practice, saving time and money
- Assembly instructions are included for both monocular and binocular mounting

Part numbers

2280-P-1065	Redi-fit Set
2280-P-1102	LVA Tool Kit for assessment sets



Redi-fit Assessment Set



Tool Kit



Bulbs

All Keeler instruments use genuine Halogen and Xenon technology, yielding a brighter, whiter illumination and a longer life. Look at the bottom of your bulb to identify if your instrument is 2.8V (Dry cell battery) or 3.6V (Rechargeable battery).



Part numbers	
1011-P-7050	Pocket Ophthalmoscope Bulb
1011-P-7106	Professional Ophthalmoscope Bulb 2.8V
1011-P-7114	Professional Ophthalmoscope Bulb 3.6V
1011-P-7042	Specialist/Vista Ophthalmoscope Bulb 2.8V
1011-P-7034	Specialist/Vista Ophthalmoscope Bulb 3.6V
1013-P-7008	Professional/Vista Streak Retinoscope Bulb, 35mm 2.8V
1013-P-7009	Professional/Vista Streak Retinoscope Bulb, 35mm 3.6V
1013-P-7006	Professional/Vista Spot Retinoscope Bulb, 35mm 2.8V
1013-P-7007	Professional/Vista Spot Retinoscope Bulb, 35mm 3.6V
1012-P-7003	All Pupil and Vantage Bulb
1030-P-7160	Halogen Bulb 6V 20W
1030-P-7152	Halogen Bulb 12V 30W
2402-P-2155	Javal Keratometer Bulb
2402-P-2163	Javal Keratometer Bulb



Halogen Bulb



Javal Keratometer Bulbs

2402-P-2155 2402-P-2163

All bulbs are supplied in packs of 2





Contact us

Keeler Ltd.

Clewer Hill Road, Windsor
Berkshire SL4 4AA

Tel: +44 (0) 1753 857177

Fax: +44 (0) 1753 827145

Email: info@keeler.co.uk

Web: www.keeler.co.uk

Keeler Instruments Inc.

456 Parkway, Broomall
PA 19008 USA

Tel: 1 610 353 4350

Fax: 1 610 353 7814

Email: keeler@keelerusa.com

Web: www.keelerusa.com



Keeler